



*DS* 3DEXCITE

PICTUREBOOK 2019x

What's New

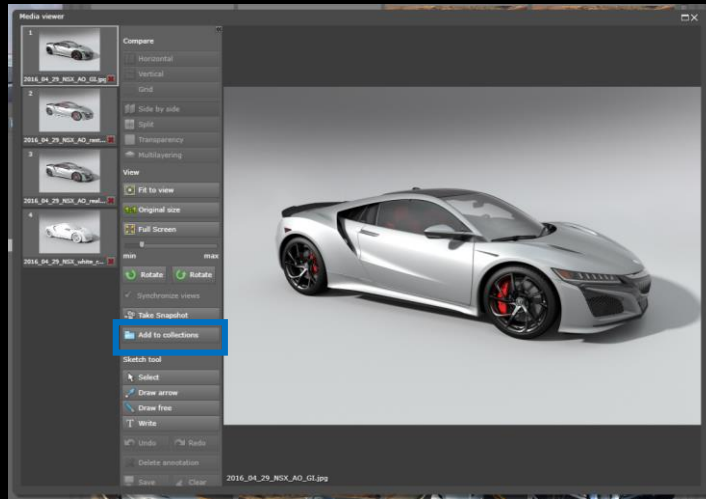
**3DEXCITE PICTUREBOOK 2019x**

**3DEXCITE XPLORE PICTUREBOOK 2019x**

**3DEXCITE POWERHOUSE 2019x**

3DEXCITE PICTUREBOOK 2019x

**ONE**

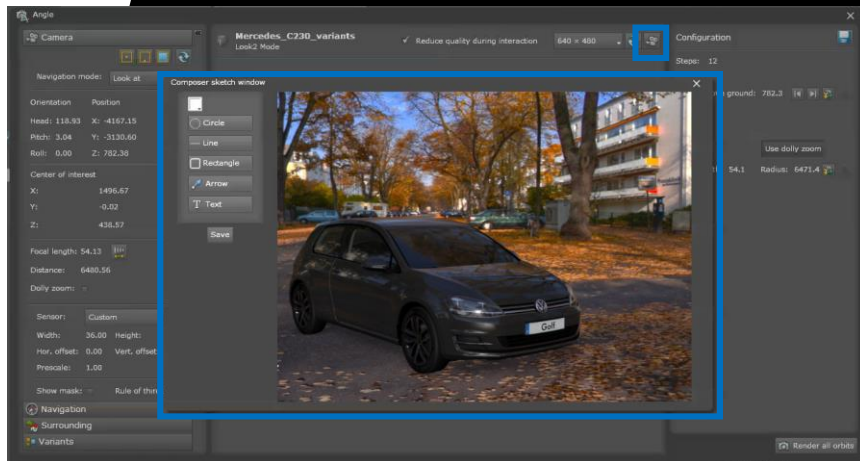


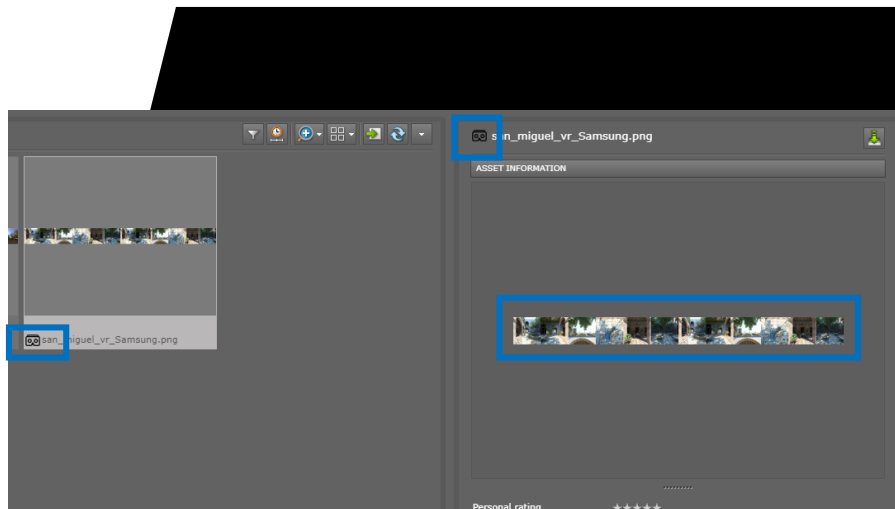
## Add Assets to Collection

The new “Add to collection” button conveniently allows to add displayed Assets directly into PICTUREBOOK collections in order to simplify the process of management and sharing during the review process.

## Create Annotations in 2DArt

Through the new “Take snapshot” functionality it is now possible to create multiple annotations for 3D Models while interacting with the real-time visualization with no needs to take and render Bestshots.

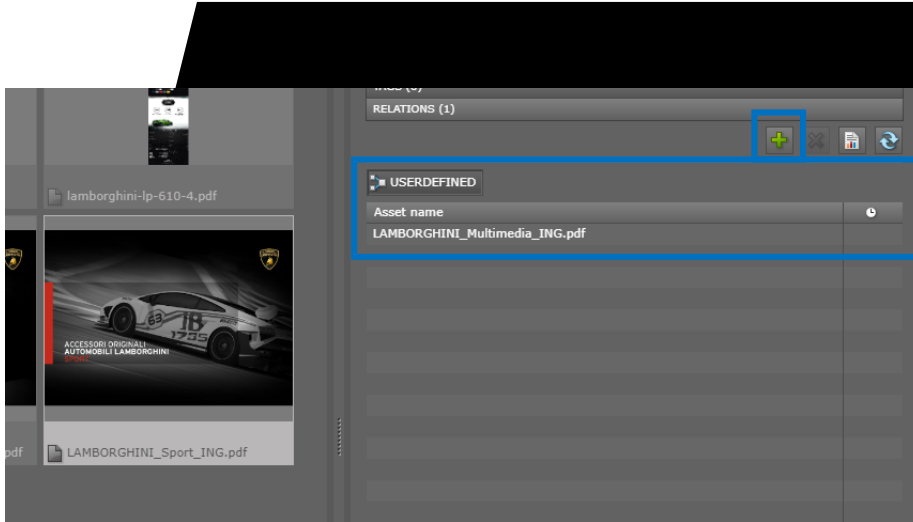




## WebVR Asset type

Images rendered by 3DEXCITE DELTAGEN or produced with 3<sup>rd</sup> party applications to be used as WebVR assets can now be stored and managed in PICTUREBOOK through the the new Asset type WebVR.

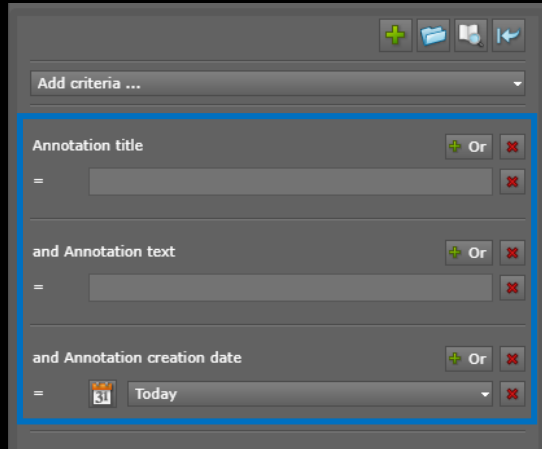
WebVR asset previews can be displayed in PICTUREBOOK Media viewer and can be played through XPLORE PICTUREBOOK native WebVR player.



## User Defined relations

The Relation Link between different Assets can be manually defined by users.

As per the automatic relations, it is possible to identify the version of the assets that was used during the link creations in order to identify obsolete contents and/or Assets having new release in their original location.



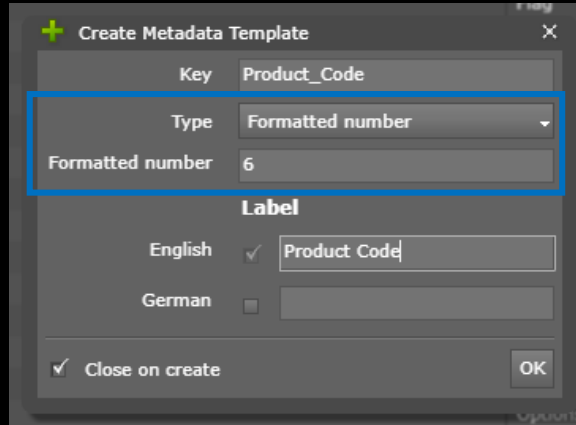
## Direct search for Annotations

Three new search criteria are now available to refine search criteria.

Entirely focused on Annotations the three criteria allow users to immediately retrieve assets containing Visual and/or Text Annotations because of their Title, any text contained in the description or their creation date.

As per all other criteria, Annotation searches can be saved in Smartfolders.



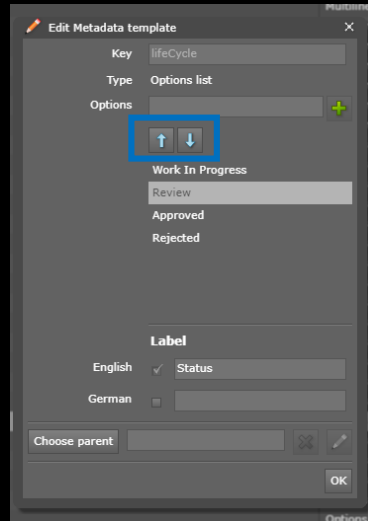


## New Formatted number Template

Using the new Metadata template "Formatted number" is possible to predefine a specific number of digits for the entry field.

If a user type a value with less digits that the predefined ones, the system automatically add in front the necessary number of digits to fit the predefined value.

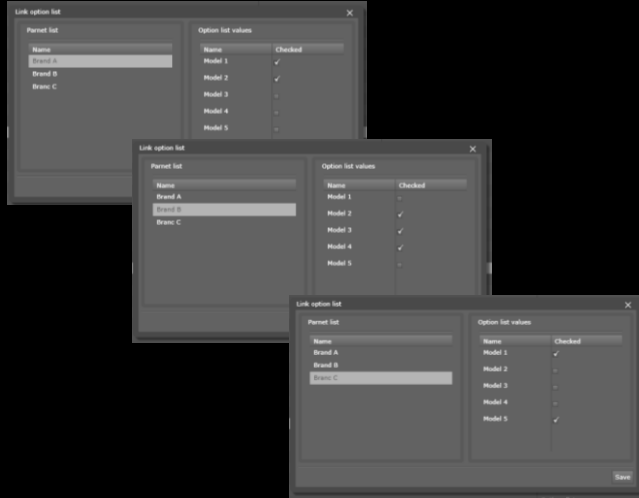
For example: Formatted number digits value is 6. The user enters in the metadata field only one digit, the number 3. Once the user save the entered metadata value, the system replace the value "3" with "000003" in order to fit the expected 6 digits.



## Option list Template sorting

Sorting of options inside Option list Metadata Template has been extended to manual sorting. In previous release of PICTUREBOOK sorting was automatically arranged alphabetically.

Administrators can now rearrange options moving specific ones up and/or down depending on preferred usage.



## Parented Option lists

Different Option list Metadata Templates can now be parented to a Metadata set in order to automatically filter the available options.

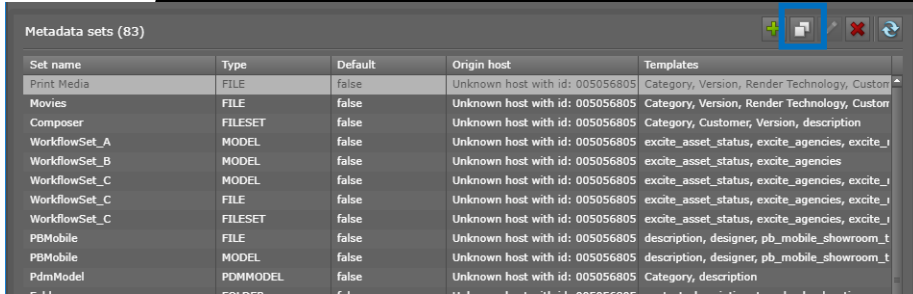
When a user selects an option in the main Option list, the number and availability of options for the parented Option list change in relation to the selection of the main Option list.

For example: A user open the main Option list and select a Company Brand name. When the user open the parented Option list containing the Products list, the available option are filtered automatically in order to display only Products related to the selected Brand.

## Duplicate Metadata sets

Metadata set created for a specific Asset type can now easily duplicated and assigned to a different Asset type.

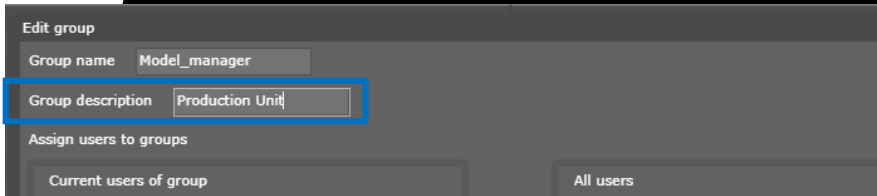
Administrators can now easily reuse Metadata sets containing already established attribute fields for all Asset types related to a specific process of production unit.



Set name	Type	Default	Origin host	Templates
Print Media	FILE	false	Unknown host with id: 005056805	Category, Version, Render Technology, Custom
Movies	FILE	false	Unknown host with id: 005056805	Category, Version, Render Technology, Custom
Composer	FILESET	false	Unknown host with id: 005056805	Category, Customer, Version, description
WorkflowSet_A	MODEL	false	Unknown host with id: 005056805	excite_asset_status, excite_agencies, excite_u
WorkflowSet_B	MODEL	false	Unknown host with id: 005056805	excite_asset_status, excite_agencies
WorkflowSet_C	MODEL	false	Unknown host with id: 005056805	excite_asset_status, excite_agencies, excite_u
WorkflowSet_C	FILE	false	Unknown host with id: 005056805	excite_asset_status, excite_agencies, excite_u
WorkflowSet_C	FILESET	false	Unknown host with id: 005056805	excite_asset_status, excite_agencies, excite_u
PBMobile	FILE	false	Unknown host with id: 005056805	description, designer, pb_mobile_showroom_t
PBMobile	MODEL	false	Unknown host with id: 005056805	description, designer, pb_mobile_showroom_t
PdmModel	PDMMODEL	false	Unknown host with id: 005056805	Category, description

## Group description

PICTUREBOOK Administrators can add free text description to Group names to help the users in identifying the correct group while assigning Access Rights to Folders and/or sharing PICTUREBOOK Collections and Smartfolders.



Edit group

Group name Model\_manager

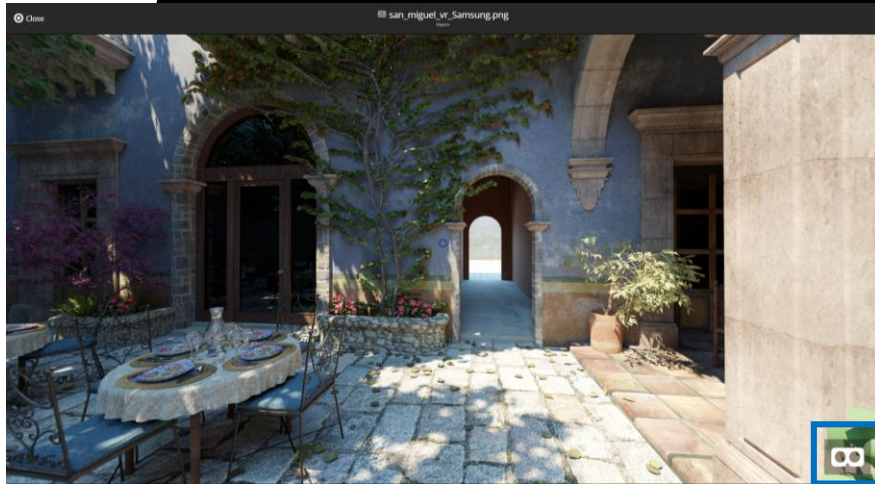
Group description Production Unit

Assign users to groups

Current users of group All users

3DEXCITE XPLORE PICTUREBOOK 2019x

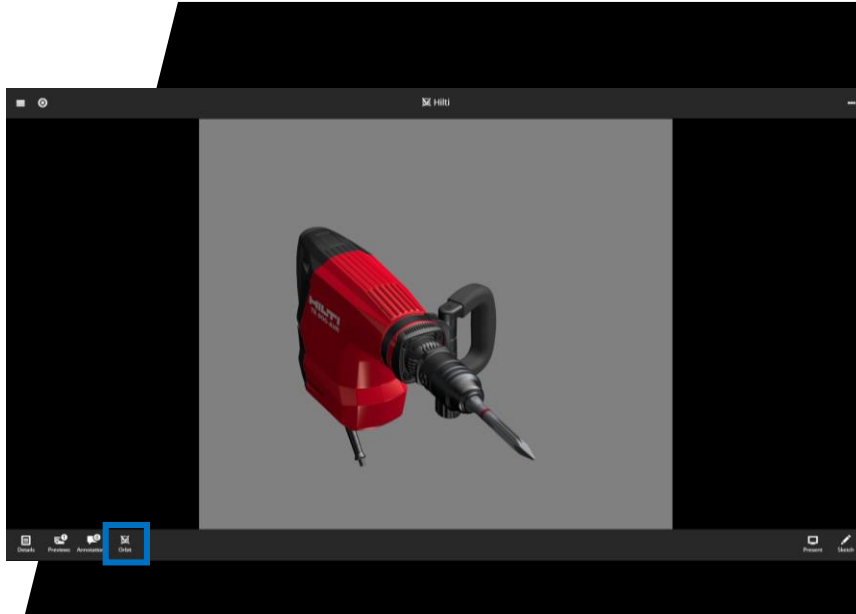
**TWO**



## WebVR Player

Together with the introduction of the new Asset type WebVR a native player, compatible with Google Cardboard and Samsung Gear VR, has been added to XPLORE PICTUREBOOK.

Users can now play WebVR Assets inside their desktop web browser or their mobile devices.

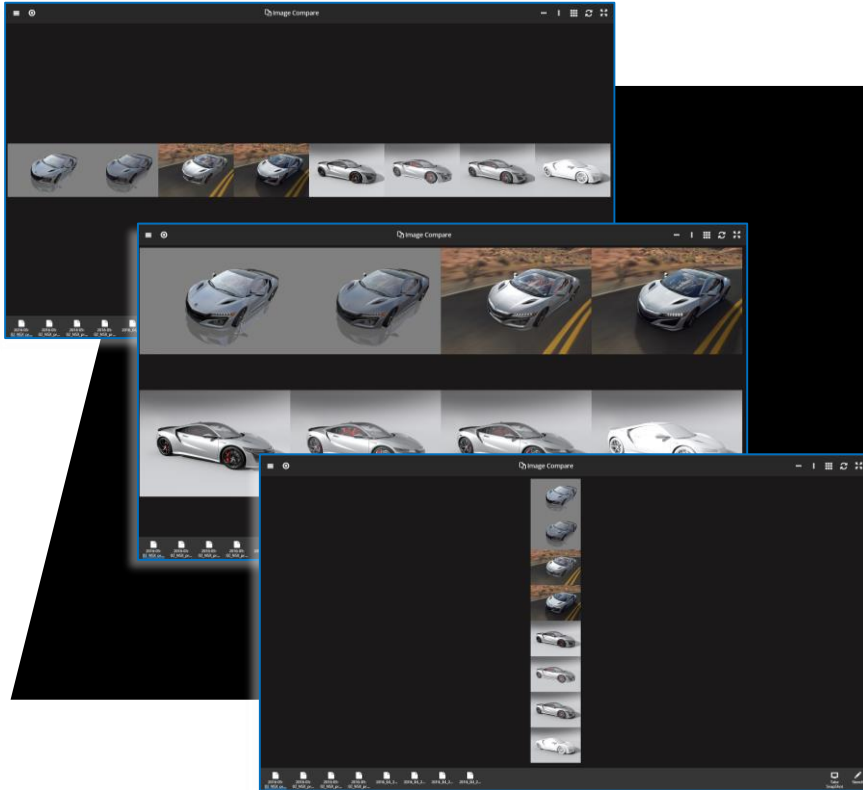


## Orbits Player

In PICTUREBOOK 2018x was introduced the support for Asset type Orbits to better manage and orchestrate Spherical Rendering processed by DELTAGEN.

A native player is now available in order to play and review Orbits directly from XPLORE in any desktop web browser or Mobile device.

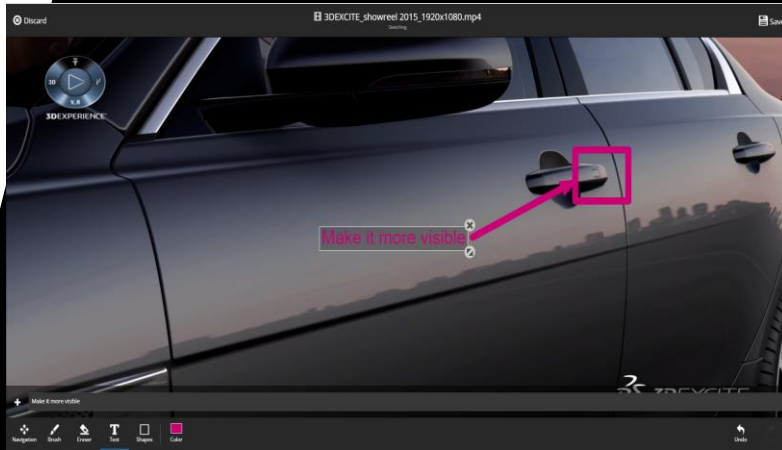




## Image Comparison

Image comparison in XPLORE PB has been improved adding the support of more than two pictures at the same time.

As for PICTUREBOOK standard Flex client, Horizontal, Vertical and Grid visualization mode of have been added also to XPLORE PB to improve and facilitate the review functionalities.



## Movie Frame Annotation

Still frames of movies can be used for visual annotation.

Users can pause the movie while playing it and directly sketch over the visible frame.

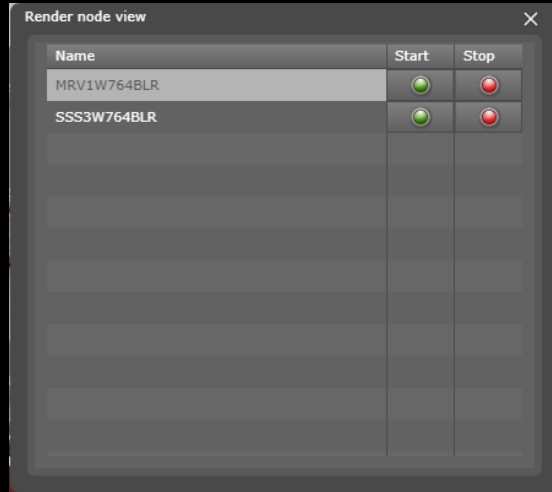
## Asset Management

All functionalities for Asset management introduced in PICTUREBOOK Flex Client have been extended to XPLORE PB User Interface

- Support for Asset type WebVR
- Support for Asset relation
- Support for Formatted Number Metadata
- Support for Parented Option List Metadata
- Support for search criteria related to Annotation

3DEXCITE POWERHOUSE 2019x

**THREE**



## On Demand Node activation

When POWERHOUSE cluster is available through infrastructures supporting on-demand Node activation, users are able to trigger Node switch on and off on demand.

